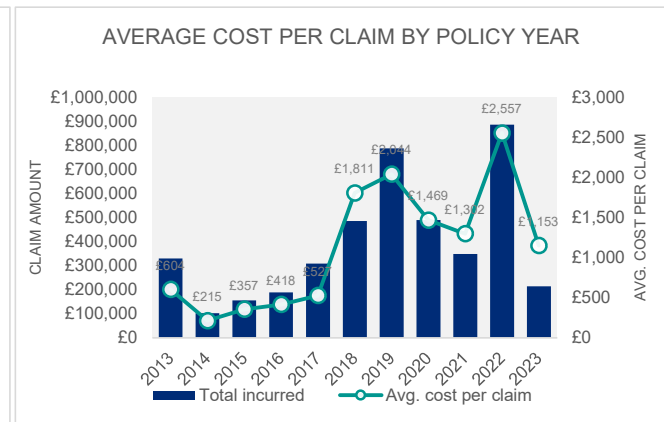
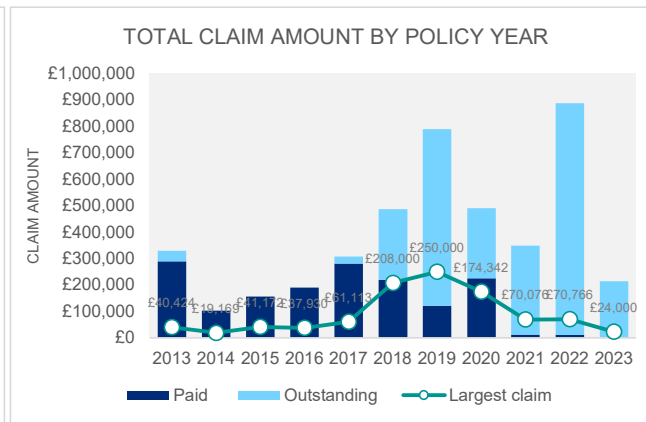
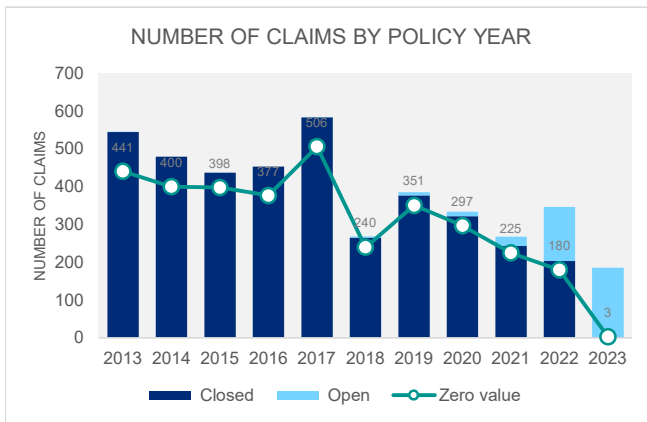


Policy year		Line of business	Status	Deductible Am...	Time to notify	Weekday	Month
2013	2014	Employers Liability	Closed	150,000	a) same day	Mon	Tue
2015	2016	Officials Indemnity	Open	250,000	b) 1 day to 15 days	Wed	Thu
2017	2018	Public Liability		375,000	c) 16 to 30 days	Fri	Sat
							Jan
							Feb
							Mar
							Apr
							May
							Jun
Claim Open Du...	Loss band	Division	Subdivision	Business Unit	Claimant type (...)	Result	
a) 1 day to 6 mos	a) zero	Leicestershire Count...	Early Help	Ravenhurst Primary ...	TP Property	Financial Loss	
b) 6 mos to 1 yr	b) £1 to £1,000	Public Health	Education	Regulatory Services	TP Vehicle	Inconvenience	
c) 1 yr to 2 yrs	c) £1,001 to £5,000		Environment & Waste	Residential Care	Ugnd Cables/Ser	Injury	



*Large losses are claims with a value greater than: £75,000

Policy year	Closed	Open	Total no. of claims	Zero value	Large losses*	Paid	Outstanding	Total incurred	Largest claim	Avg. cost per claim
2013	545	1	546	441	0	£289,555	£40,424	£329,979	£40,424	£604
2014	480	0	480	400	0	£103,063	£0	£103,063	£19,169	£215
2015	437	0	437	398	0	£156,082	£0	£156,082	£41,172	£357
2016	454	0	454	377	0	£189,851	£0	£189,851	£37,930	£418
2017	584	1	585	506	0	£280,690	£27,500	£308,190	£61,113	£527
2018	265	4	269	240	1	£219,792	£267,313	£487,105	£208,000	£1,811
2019	377	9	386	351	3	£120,395	£668,695	£789,090	£250,000	£2,044
2020	322	12	334	297	1	£225,378	£265,396	£490,774	£174,342	£1,469
2021	243	25	268	225	0	£12,187	£336,754	£348,941	£70,076	£1,302
2022	204	143	347	180	0	£11,073	£876,287	£887,360	£70,766	£2,557
2023	2	184	186	3	0	£500	£213,974	£214,474	£24,000	£1,153
Total	3,913	379	4,292	3,418	5	£1,608,565	£2,696,342	£4,304,907	£250,000	£1,003

This page is intentionally left blank